

HOW TO READ MY WATER METER

Water meters in Auburn measure volume in cubic feet. Our charges are based on 100 cubic foot increments, and each 100 cubic feet equates to approximately 748 gallons.

There are 3 different types of meter registers on the Sensus meters based on the size, all of which read in cubic feet, but each read slightly different. Please use the following to assist when obtaining a visual read.

PLEASE NOTE: WHEN READING IN 100 CUBIC FOOT INCREMENTS, THE DECIMAL POINT AND COMMAS ON THE SCREEN DO NOT MEAN ANYTHING, SO IGNORE THEM!

5/8" to 1" Sensus Iperl Meters

The 5/8" to 1" Sensus iPERL meters can read a total of 9 digits or "wheels" down to .001 cubic feet. When the lid of the Iperl register is opened, the numbers will be shown at the top of the digital display. The six wheels to the left of the decimal are measuring in cubic feet, and the three wheels to the right of the decimal will measure down to .001 cubic feet.

If you want to read in 100 cubic foot increments (Ccf), you would write down the first four (4) numbers from the left. Those to the right of the decimal, are similar to the old sweep hands on the dial meters, and will be moving if water is flowing thru the meter, and do not roll over to ".000" until 1 cubic foot is measured. A sample reading is found under the diagram below.



The reading above shows: 013898.514

Meter Reading	1 Cubic Foot =	013898 (13,898)
To the Nearest :	10 Cubic Feet =	01389 (1,389)
	100 Cubic Feet =	0138 (138) ← Utility Standard

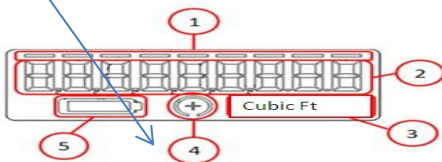
CHECKING FOR LEAKS AND PROPER METER PLACEMENT

Reference "4" below can be used to check for leaks and to ensure the meter is in properly.

"+" (plus sign) = water is flowing thru the meter at that time

"-" (minus sign) = water is flowing backwards thru the meter

No symbol there means there is no water moving thru the meter at that time.




*****WHEN READING 1 1/2" TO 10" SENSUS OMNI C² METERS, THERE ARE 3 DIFFERENT SCREENS DISPLAYED. EACH TIME THE REGISTER LID IS OPENED OR CLOSED; YOU WILL SEE THE WORDS, AMR, TOTAL OR TEST ABOVE THE NUMBERS.**

BE SURE YOU ARE ON THE "TOTAL" SCREEN TO BEGIN WHEN READING 1 1/2" TO 10" METERS

1 1/2" to 2" Sensus Omni C² Meters

The 1-1/2" to 3" Sensus Omni meters can read a total of 8 wheels down to 0.1 cubic feet. In this case, the seven wheels to the left of the decimal are measuring in cubic feet, and the one wheel to the right of the decimal will measure down to .1 cubic feet.

If you want to read in 100 cubic foot increments, you would write down the first five (5) numbers from the left.



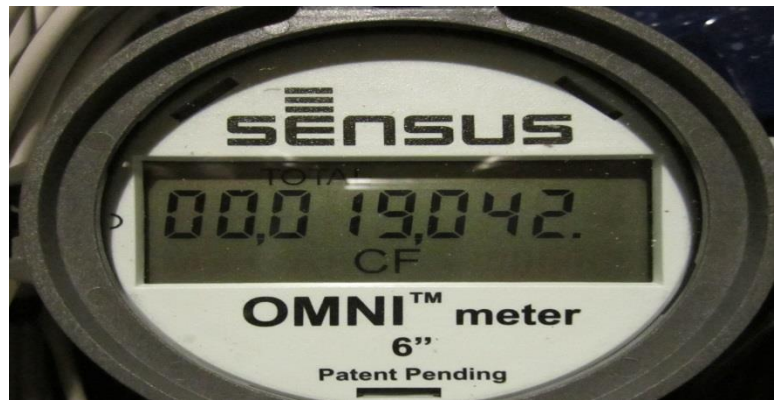
The reading above shows: 0,000,037.3

Meter Reading	1 Cubic Foot =	0000037 (37)
To the Nearest :	10 Cubic Feet =	000003 (3)
	100 Cubic Feet =	00000 (0) ← Utility Standard

3" TO 10" Sensus Omni C² Meters

The 4" to 10" Sensus Omni meters can read a total of 8 wheels down to 1 cubic foot. "In the case of the larger meters, the eight wheels to the left of the decimal are measuring in cubic feet, and there are no decimals to the right of the larger meters since they only read down to 1 cubic foot.

If you want to read in 100 cubic foot increments, you would write down the first six (6) numbers from the left.



The reading above shows: 00,019,042.

Meter Reading	1 Cubic Foot =	00019042 (19,042)
To the Nearest :	10 Cubic Feet =	0001904 (1,904)
	100 Cubic Feet =	000190 (190) ← Utility Standard